

GN 191.1 | T-shaped connecting clamps

for linear actuators, aluminium



- 1
- 2
- 3
- 4
- 5
- 6
- 7
- 8
- 9
- 10
- 11
- 12
- 13
- 14
- 15
- 16
- 17
- 18

MATERIAL

Aluminium, epoxy resin coating, RAL 9005 black colour, matte finish.
AISI 304 stainless steel screws and nuts.

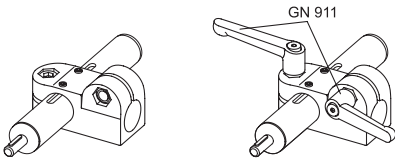

STANDARD EXECUTIONS

- **GN 191.1-B-B**: without sliding bushing.
- **GN 191.1-G-B**: with a polyamide based (PA) or polytetrafluoroethylene based (PTFE) technopolymer sliding bushing (d1).

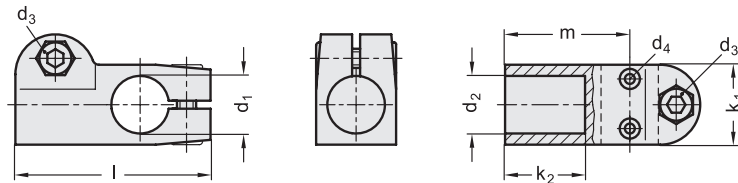
FEATURES AND APPLICATIONS

GN 191.1 clamping connectors can normally be matched with the linear actuators.

By clamping the guide hole d1 it is possible to adjust the actuator positioning and to lock the slider after having set up the final position. The clamping screws d3 may be replaced by clamping kits GN 911 (see page 1958).



| Conversion Table 1 mm = 0.039 inch | |
|---------------------------------------|------|
| d1 | |
| mm | inch |
| 18 | 0.71 |



METRIC

| Code | Description | d1# | d1## | d2 | d3 | d4 | k1 | k2 | l | m | d3 Clamping kit | ⚖️ |
|----------|-----------------------|-----|------|----|----|----|----|----|----|----|--------------------|----|
| GN.52206 | GN 191.1-B18-B18-2-SW | 18 | - | 18 | M6 | M3 | 25 | 25 | 61 | 39 | GN 911-M6-22 | 77 |
| GN.52216 | GN 191.1-G18-B18-2-SW | - | 18 | 18 | M6 | M3 | 25 | 25 | 61 | 39 | GN 911-M6-22 | 77 |

Hole without sliding bushing.
Hole with sliding bushing.